

Приемы работы с фотографиями и картинками на уроке иностранного языка

Семушина М.В.,
учитель МБОУ Гимназия №25



Использование картинок имеет ряд преимуществ перед другими методами:


1. обеспечивается многократное повторение определённых структур (если предполагается тренировка в их употреблении):
 - Это обороты с глаголом to be (There is/are);
 - структуры в Present Indefinite Tense (I see/don't see ... He/she sees/doesn't see ...);
 - структуры в Present Continuous Tense (Some people are standing....., They are looking at...);
 - структуры со сложным дополнением (Complex Object) (I see him cleaning the house...);
 - предлоги;
 - также лексические единицы по различным темам.;
2. решаются речевые задачи (одни говорят, другие слушают);
3. возникают естественные ситуации для общения.

«Guessing»



«Hide-and-seek»

- Полезные выражения:
 - ✓ Are you on the... / in the... / behind... / in front of...
 - ✓ Are you standing? / shopping? / reading? / watching film?



«Traveller»

- Полезные выражения:

- ✓ I see...

- ✓ It is a sunny/rainy/stormy/cloudy... day.


- ✓ There is/are...

- ✓ I am (very) hot/cold/tired/excited...



«Tell a story»

On apprend à écouter (Учимся слушать)

24. Послушайте аудиозапись  (51) и назовите номер рисунка, соответствующего услышанной информации.



1



2



3



4

This is my family

Warm up

- Tell students about your family. Say how many people there are, their ages, names and give one or two additional facts. Then tell students you are going to make some true and some false statements about your family. Explain that they must recall the information you gave them and call out *True* or *False*.
- Tell students to call out all the words they know connected with 'Family', and write them on the board. Review pronunciation, then check the Key language for any additional words that you think your students may not know and write them on the board. Ask for volunteers to explain the meaning, adding that they may refer to their dictionaries if necessary.

Main activity

- 1 Put students into pairs. Give one student a copy of The Vishna Family, and give their partner a copy of The Blake Family. Give students time to study their pictures. Explain that they are going to listen to two people talk about their family. They must listen and decide which dialogue describes the family in their picture. Play the recording. Then check students' answers.

Answer key

Part 1 – The Blake Family

Part 2 – The Vishna Family

- 2 Give each student a set of name cards that corresponds to their picture. Explain that they are going to listen again, and that this time they must put each name card next to the correct person in the picture. They must also write the age of each person in the space provided on their name card. Play the recording.
- 3 Tell students to look at their partner's picture. Explain that they must listen and check their partners' answers. Play the recording. Then check students' answers.

Answer key

The Blake Family: (from the left) Helen 80, Jane 11, Susan 43, Bill 43, Jenny 16, James 15

The Vishna Family: (from the left) Raj 24, Bina 19, Varsha 14, Amit 22, Navin 56, Nina 53, Tarak 26

- 4 Tell students to look at both pictures together. Give them one minute to study the information. Then tell them to cover the pictures and remember as many facts as they can about the two families, such as *Jenny Blake is 16 years old*.

Follow up

Tell students to make notes about their own family. They should note how many people there are, their ages, names and give one or two additional facts. Then put students into pairs to tell each other about the people in their family. This works best if students can bring in a photo of their family. When students finish, tell them to find a new partner and tell them everything they can remember about their previous partner's family. For example, *Juan has a sister called Maria. She is fourteen years old ...*


The Vishna Family



Name cards

Raj	Bina	Varsha	Amit	Navin	Nina	Tarak
-----------	------------	--------------	------------	-------------	------------	-------------

The Blake Family

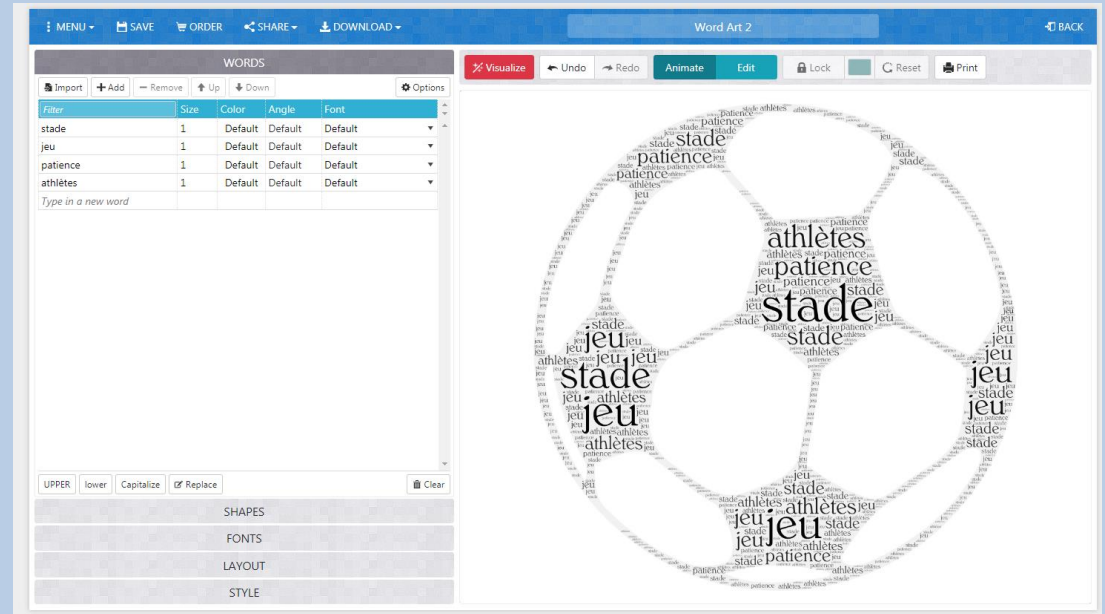


Name cards

Susan	Bill	Jenny	Jane	James	Helen
-------------	------------	-------------	------------	-------------	-------------

«Word cloud»

- wordart.com
- wordsCloud



«Word cloud»

- wordsCloud

style robe
baskets
couleurs
extravagant
vives



Спасибо за внимание!